

## ENHANCED LOSS OF FAST IONS DURING MODE CONVERSION ION BERNSTEIN WAVE HEATING IN TFTR

D.S. DARROW, R. MAJESKI, N.J. FISCH,  
R.F. HEETER, H.W. HERRMANN,  
M.C. HERRMANN, M.C. ZARNSTORFF,  
S.J. ZWEBEN (Princeton Plasma Physics  
Laboratory, Princeton University, Princeton,  
New Jersey, United States of America)

**ABSTRACT.** A strong interaction of fast ions with ion Bernstein waves has been observed in TFTR. It results in a large increase in the fast ion loss rate and heats the lost particles to several megaelectronvolts. The lost ions are observed at the passing-trapped boundary and appear to be either DD fusion produced tritons or accelerated deuterium neutral beam ions. Under some conditions, enhanced loss of DT alpha particles is also seen. The losses provide experimental support for some of the elements required for alpha energy channelling.

Knowledge of the alpha particle behaviour in a tokamak fusion reactor will be essential to its successful operation. For instance, although energetic alpha particles make up only about 0.6% of the total particle density in the Tokamak Fusion Test Reactor (TFTR), they comprise up to 10% of the central energy density. The alphas therefore provide a possible source of free energy for instabilities in the plasma [1]. The energy in the alphas also could damage the first wall of a reactor if it is deposited on the wall in large amounts or in a strongly localized manner [2]. In a more beneficial vein, it has been suggested that the alpha energy could be transferred via plasma waves to heat the fuel ions directly or to drive the plasma current [3, 4]. To achieve this latter goal, it is necessary to understand the interaction of fusion products with plasma waves.

This Letter reports observations of strongly enhanced losses of fast ions from TFTR plasmas heated by ion Bernstein waves (IBWs) [5]. The losses are many times the usual first orbit losses of charged fusion products (CFPs) and have characteristics unlike any seen previously in TFTR. Information concerning the losses is of interest because it illuminates the physics of the interactions between the IBWs and the fast ions.

In TFTR, IBWs are generated by mode conversion, at the two ion hybrid layer, of fast waves in the ion cyclotron range of frequencies (ICRFs) launched by external antennas at the outboard midplane of the

tokamak [6]. The resulting IBW is absorbed about 70% by electrons within a few centimetres of the mode conversion layer. The position of the layer can be controlled by varying the toroidal field strength and the fractional abundance of  $^3\text{He}$  (the remainder of the plasma being principally D and  $^4\text{He}$ ). Typical discharge conditions for IBW experiments in TFTR are:  $R = 2.625$  m,  $a = 0.99$  m,  $B_T = 4.8$  T,  $I_p = 1.4$  MA,  $n_e(0) = 5 \times 10^{19}$  m $^{-3}$ ,  $n_{^3\text{He}}/n_e \geq 0.15$ ,  $T_e(0) = 7$  keV,  $P_{\text{NB}} = 0\text{--}10$  MW and  $P_{\text{RF}} = 3\text{--}5$  MW (43 MHz). The fast ion loss rate is measured by detectors at 90, 60, 45 and 20° below the outer midplane, at a single toroidal location [7]. The detectors are unable to discriminate between ions of different charge or mass and are insensitive to hydrogenic ions with  $E < 400$  keV.

Figure 1 compares the time histories of two IBW discharges that differ only in the fraction of  $^3\text{He}$  present. The broken line shows the data from a plasma with  $n_{^3\text{He}}/n_e = 0.15$  while the solid line shows the signals for one with  $n_{^3\text{He}}/n_e = 0.20$ . The ICRF and neutral beam (NB) powers are very similar for the two discharges, as are the neutron rates. The total fast ion loss rate for the  $n_{^3\text{He}}/n_e = 0.20$  case exceeds that in the other case on all detectors by up to a factor of 10. The losses in the  $n_{^3\text{He}}/n_e = 0.15$  plasma, except in the 45° detector, are about at the level of first orbit loss for CFPs (an irreducible loss due to fat banana orbits which intersect with the wall), amounting to about 10% of the CFP birth rate [8]. In contrast, losses of CFPs during ICRF fast wave heating have been, at most, a factor of 1.8 above first orbit loss at comparable powers [9]. The sometimes sudden variation of the losses shown in Fig. 1 appears to be correlated with small changes in  $n_e$ .

Another comparison shot, identical to those shown in Fig. 1 but with no NB injection and therefore negligible fusion rate, has no detectable losses. This implies that the lost ions are either CFPs or NB ions accelerated by the IBW. An energetic  $^3\text{He}$  ion tail is discounted as a possible source of the loss owing to the high concentration of  $^3\text{He}$  and the observed correlation of the loss only with NB injection.

Figure 2 compares the gyroradius distribution of the loss in the 90° detector during IBWH with first orbit loss of CFPs. In this case, the first orbit loss distribution shows the effect of instrumental broadening, since first orbit loss consists of birth-energy CFPs exclusively. The distribution during IBWH peaks at a higher gyroradius and has a larger full width at half maximum than does the first orbit loss distribution. Both of these signatures indicate that the

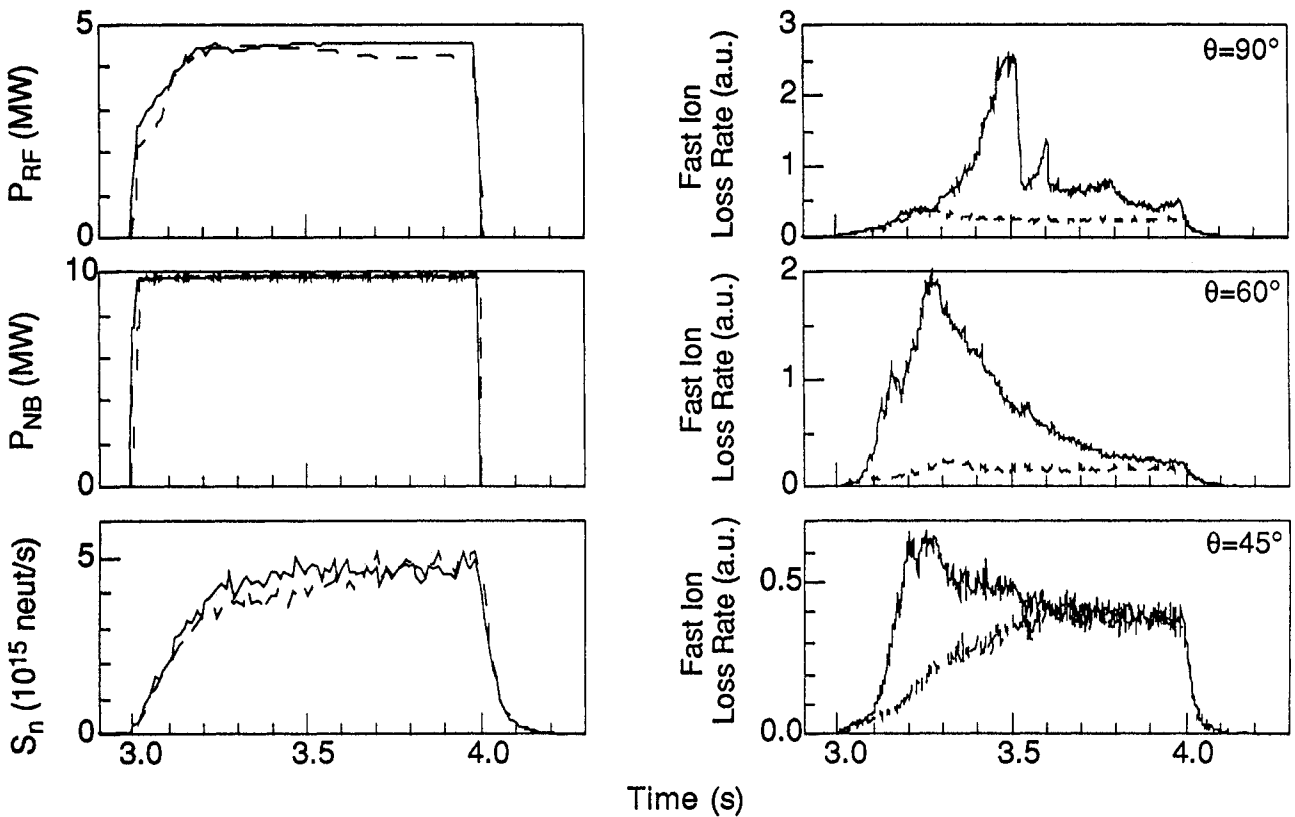


FIG. 1. ICRF power, NB power, neutron rate and fast ion loss rates to detectors 90, 60 and 45° below the outer midplane for two similar discharges in TFTR. The shot plotted with the dashed line (81 548) had  $n_{sHe}/n_e = 0.15$ , while the shot plotted with the solid line (81 547) had  $n_{sHe}/n_e = 0.20$ .

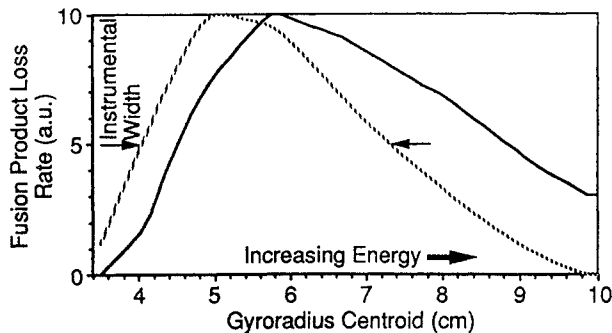


FIG. 2. Gyroradius distributions of the IBW related loss (solid line) and first orbit loss of CFPs (dashed line) in the 90° detector. The width of the first orbit loss distribution is due to instrumental broadening, and its peak is at the gyroradius corresponding to birth energy CFPs. The IBW loss case peaks at a higher gyroradius and is broader, both indicating significant heating of the fast ions before their loss.

escaping particles have been heated significantly above the CFP birth energies.

Numerically modelled distributions of monoenergetic particle loss are most similar to the observations

for the case of a CFP at 50% above its birth energy. If the escaping particles are CFPs, they are thought (see below) to be principally DD fusion tritons born at 1 MeV, in which case the IBW is typically adding 500 keV to the energy of each escaping particle. If the lost particles are accelerated NB ions, they are at about 2 MeV, indicating an even larger heating than that inferred for the CFPs. However, the creation of a fast tail of beam ions should result in a substantial flux of ions well below the energy of fusion products, something not seen in the gyroradius measurements. Combining the gyroradius information with the time history shown in Fig. 1 yields a rate of diffusion in energy of these lost ions of about 1.6 MeV<sup>2</sup>/s if they are tritons and about 25 MeV<sup>2</sup>/s if they are NB ions. The lost ions appear at the pitch angle of the passing-trapped boundary, meaning that the IBW transports them outward in minor radius, gives them additional  $v_{\perp}$ , or both.

Fusion products result chiefly from DD and D<sup>3</sup>He beam-plasma reactions, at production rates that are of the same order of magnitude. Lacking a

measurement of the lost ion charge or mass, it is impossible to ascertain exactly which fast ions are expelled. However, various direct and indirect arguments too lengthy to present here point, if the loss is of CFPs at all, to the 1 MeV DD tritons. If the deuterium beams are replaced with tritium beams, the IBW-related loss appears to vanish. This is consistent with the lost ions being either fusion tritons or accelerated deuterium beam ions, since the source for both has been removed in changing to tritium beams.

Figure 3 shows the time history of the neutron rate and loss rate to the  $60^\circ$  detector in an experiment with short NB injection during IBWH. The dashed line in the neutron rate plot indicates the neutron production in a shot without radiofrequency heating. Losses in the  $60^\circ$  detector rise sharply about 100 ms after the beam pulse ends, and remain at many times the expected CFP first orbit loss level until the IBW pulse ends. The loss to the other probes is similar. In this discharge, the total time integral of the loss, assuming a poloidal angular distribution like that of first orbit loss, is more than the total CFP production in the plasma as determined by integrating the neutron rate. This seems most easily explained if the lost

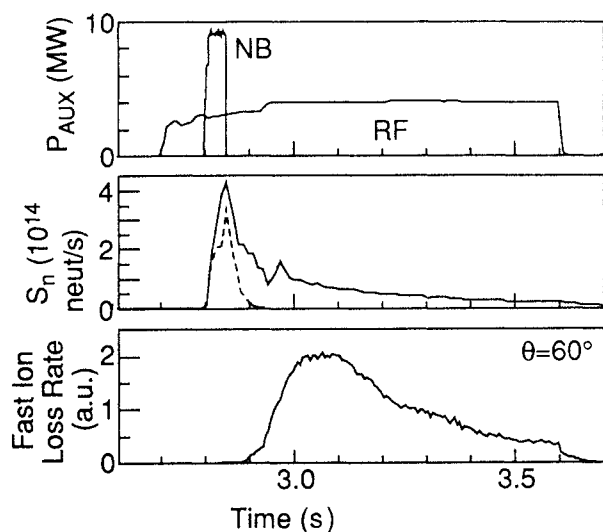


FIG. 3. NB power, ICRF power, neutron rate and fast ion loss rate to the  $60^\circ$  detector during a plasma with brief NB injection during the radiofrequency pulse. The dashed line in the neutron rate plot indicates the rate measured without RF heating. The losses seen in the other detectors have time dependences similar to that at the  $60^\circ$  detector, rising strongly at about 100 ms after the end of the NB pulse.

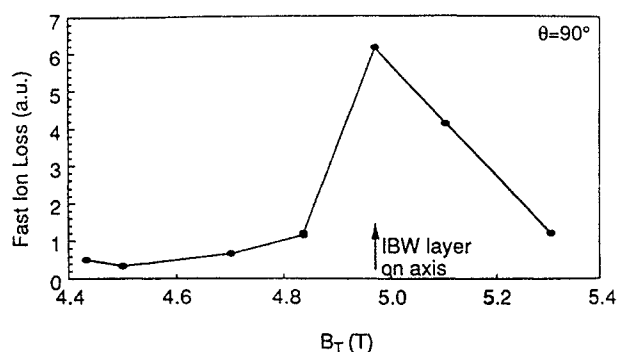


FIG. 4. Magnitude of the IBW induced loss at the  $90^\circ$  detector versus  $B_T$ . Scanning  $B_T$  moves the radial location of the IBW layer. The peak of the losses occurs at the point where the IBW layer is on-axis.

particles are accelerated beam ions, since the beam ion density is  $\sim 10^4$  times larger than the CFP density. An IBW-produced deuterium tail could also explain the larger and longer lasting neutron signal that is seen when the IBW is present. However, a tail should result in some signature of anisotropy in the magnetic measurements of the stored energy of the plasma, and that is not observed. Alternatively, these losses may be of  $D^3He$  fusion products, whose source rate is not measured in the neutron signal.

Figure 4 shows the loss rate at the  $90^\circ$  detector as a function of  $B_T$ . The loss is a maximum just below 5.0 T, and falls to background levels within a 5% change in field in either direction. By scanning  $B_T$ , the IBW layer position is scanned in major radius. The maximum loss occurs when the IBW layer lies on the magnetic axis. A similar response is also seen when the IBW layer position is moved by varying  $n_{3He}$  while holding  $B_T$  fixed. In contrast, losses of CFPs during ICRF fast wave heating show a significantly broader dependence on  $B_T$ , and do not depend on plasma composition. Hence, Fig. 4 confirms that the IBW is the cause of the enhanced losses observed.

When tritium is puffed into plasmas with  $B_T = 5.3$  T and  $n_e(0) = 8 \times 10^{19} \text{ m}^{-3}$ , apparent losses of alpha particles result. Figure 5 compares similar discharges made with and without tritium puffs. Both signals show the characteristics of IBW enhancement above first orbit loss but, during tritium puffing, the fluxes to the  $60^\circ$  and  $45^\circ$  escaping ion detectors increase by about a factor of 5. This enhancement suggests that DT alpha particles are being lost, since the tritium puff is only a minor perturbation to the plasma parameters, except for the alphas it produces. The gyroradius of the particles lost to the

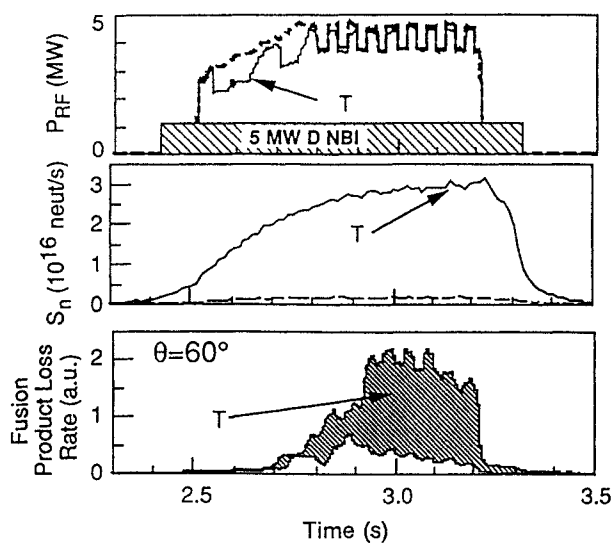


FIG. 5. Comparison of the ICRF power, neutron rate and loss rate at the  $60^\circ$  detector for two plasmas, one with tritium gas puffing and one without. The loss during the shot with tritium puffing is about 5 times larger than that in the other shot, suggesting that DT alpha particles are being lost to this detector under these conditions.

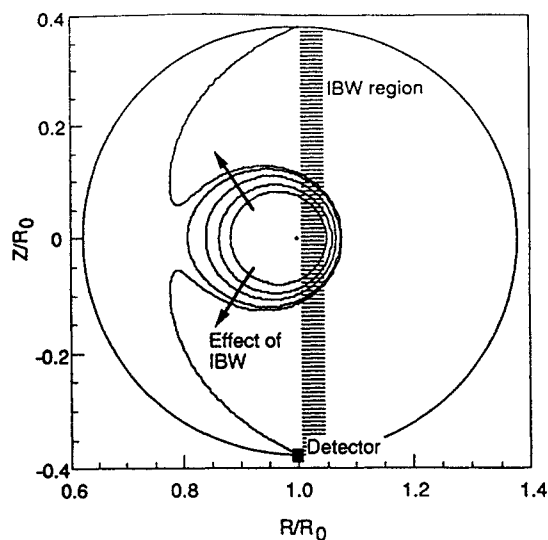


FIG. 6. Poloidal cross-section of orbit of a counter-going triton interacting with a mode converted IBW. The magnetic axis is at  $(1,0)$ .

$60^\circ$  detector under these conditions is consistent with birth energy alphas. Both these results are naturally explained if it is CFPs that are being lost, but harder to explain if accelerated NB ions are being lost.

The TFTR ICRF antennas allow directional launch of the fast waves, which results in directional propagation of the IBWs. For the data described so far, non-directional phasing was used, resulting in equal amplitude waves in the co- and counter- $I_p$  directions. When the antennas are phased to launch waves propagating in the co- $I_p$  direction, no enhanced losses are observed. The losses are seen, however, with counter- $I_p$  travelling waves, and they occur at power levels lower than those needed with  $180^\circ$  phasing.

To understand how the IBW causes fast ions to be lost from the plasma, we have simulated particle orbits under interaction with the mode converted IBW [10]. In this simulation, a single fast ion orbit is followed. The mode converted wave is assumed to exist in a slab near the centre of the plasma 15 cm wide and extending from the top to the bottom of the plasma. If the particle passes through this slab and is resonant with the IBW, a random change in the energy of the particle is made. Upon repeated interaction with the wave, the resonant particle diffuses. In this model, there is no collisional diffusion.

The effect of diffusion on a typical counter-going fusion-produced triton is simulated in Fig. 6. Here the launched fast wave propagates counter to the plasma current. The figure depicts, for the initial conditions used, possible ranges of orbits of the triton as it exchanges energy with the IBW. If, upon diffusing in the wave, the triton eventually leaves the plasma, it must do so as shown: namely by first gaining 0.5 MeV, crossing the passing-trapped boundary, and striking the wall at about  $90^\circ$  below the midplane. A similar behaviour is seen in modelling deuterium beam ion orbits. The results for this typical orbit are in close agreement with the experimental observations. This agreement supports details of the wave propagation itself [10, 11], which are utilized in the modelling. The theoretical calculations that lead to this model also predict cooling of alpha particles when multiple waves are present [12].

Alpha energy channelling requires extraction of energy from the alphas by the wave, ion heating or current drive by the wave, and removal of the cooled alphas from the plasma. The result reported here, of a fast ion diffusion rate in energy greater than  $1 \text{ MeV}^2/\text{s}$ , is sufficient that the wave can extract energy from the alphas significantly more rapidly than collisions can. This observation and the success of the theoretical model in simulating the TFTR results lend support to the hope that the IBW can be an important component of an alpha energy channelling scenario.

## ACKNOWLEDGEMENTS

This work supported by USDOE Contract No. DE-AC02-76-CHO-3073. Two authors (MCH and RFH) acknowledge the support of the Fannie and John Hertz Foundation.

## REFERENCES

- [1] CHENG, C.Z., *Phys. Fluids B* **3** (1991) 2463.
- [2] PUTVINSKI, S., et al., in *Plasma Physics and Controlled Nuclear Fusion Research 1994* (Proc. 15th Int. Conf. Seville, 1994), Vol. 2, IAEA, Vienna (1995) 535.
- [3] FISCH, N.J., RAX, J.-M., *Phys. Rev. Lett.* **69** (1992) 612.
- [4] FISCH, N.J., *Phys. Plasmas* **2** (1995) 2375.
- [5] BERNSTEIN, I.B., *Phys. Rev.* **109** (1958) 10.
- [6] MAJESKI, R., et al., *Phys. Rev. Lett.* **76** (1996) 764.
- [7] DARROW, D.S., et al., *Rev. Sci. Instrum.* **66** (1995) 476.
- [8] BOIVIN, R.L., et al., *Nucl. Fusion* **33** (1993) 449.
- [9] DARROW, D.S., et al., *Nucl. Fusion* **36** (1996) 1.
- [10] HERRMANN, M.C., FISCH, N.J., "Extraction of alpha particle energy by waves in the ICRF range of frequencies", paper presented at 1995 Int. Sherwood Fusion Theory Conf., Incline Village, NV, 1995.
- [11] VALEO, E.J., FISCH, N.J., *Phys. Rev. Lett.* **73** (1994) 3536.
- [12] FISCH, N.J., HERRMANN, M.C., *Nucl. Fusion* **35** (1995) 1753.

(Manuscript received 19 December 1995

Manuscript accepted 7 February 1996)