

Higher Order Mapped Spectral Elements for 2D MHD

Bernhard Hientzsch
Courant Institute of Mathematical Sciences
New York University
`mailto:Bernhard.Hientzsch@na-net.ornl.gov`
`http://www.math.nyu.edu/~hientzsc`

April 25, 2006

CEMM Meeting Spring 2006
Dallas, Texas

Working with H.R. Strauss at NYU.

Current work and plans, I

- *Mapped elements* (straightline, isoparametric). Semi-implicit MHD. Versions running: C version, MATLAB version. C modules wrapped in different ways: flat vector (callable from FORTRAN), original data structures (callable as PYTHON extensions), initialization and main program (to call FORTRAN). C program reads mesh from file and possibly restart data. Writes tables and regular check points. Scripts (now mostly PYTHON) to visualize and analyze. Can now write different semi-implicit-type time-advances in PYTHON and FORTRAN with modules. Starting to integrate with simplified version of M3D.
- *Rectangular mesh of elements*: Semi-implicit MHD. Some more runs. Some variation on the equations used (include gravitation). Implementing more boundary conditions and problems (periodic boundary conditions, Kelvin-Helmholtz problem).

Current work and plans, II

- *C^1 -continuous elements*: At first, only Laplace and Helmholtz solves for C^1 -solution with C^0 right hand sides and results transformed back to C^0 degrees of freedom. Right hand sides etc. from old code. Maybe later, C^1 elements exclusively and 4th order formulation [Jardin.M3D-C1](#).
- *Higher order time-stepping*: Higher order splitting methods [Karniadakis, Israeli, Orzag; JCP '91](#), requires only Helmholtz and Laplace (as before).
- *Fully implicit time-stepping*: Crank-Nicholson, Backward Euler. Newton method. Explicit formulae for Jacobian. Explicit assembly including static condensation. Fast application. Direct solution. For iterative solution, need inexact solver (like semi-implicit scheme for Newton system) [Chacon](#). Close to proof-of-concept.
- *Larger PDE systems*: Integration with M3D. Stand-alone Hall MHD code under design.

Outline

- Equations: 2D incompressible resistive MHD.
- Formulation: Vorticity-Flux
- Problem: Tilting mode
- Fixed mesh, increasing degrees.
- Fixed degree, different meshes (mesh packing). Comparisons.

Incompressible resistive MHD: primitive variables

$$\nabla u := \left(\frac{\partial u}{\partial x}, \frac{\partial u}{\partial y} \right)$$

$$\nabla^2 u := \frac{\partial^2 u}{\partial x^2} + \frac{\partial^2 u}{\partial y^2}$$

\mathbf{B} : magnetic field.

\mathbf{v} : velocity field.

ρ : density, here equals one. μ : viscosity. η : resistivity.

$$\frac{\partial \mathbf{B}}{\partial t} = \mathbf{curl}(\mathbf{v} \times \mathbf{B}) + \eta \nabla^2 \mathbf{B} \quad (1)$$

$$\rho \frac{\partial \mathbf{v}}{\partial t} = -\rho \mathbf{v} \cdot \nabla \mathbf{v} + \mathbf{curl} \mathbf{B} \times \mathbf{B} + \rho \mu \nabla^2 \mathbf{v} \quad (2)$$

$$\nabla \cdot \mathbf{v} = 0 \quad (3)$$

$$\nabla \cdot \mathbf{B} = 0 \quad (4)$$

Incompressible MHD: potential form in 2D (vorticity-flux)

$$[a, b] := \frac{\partial a}{\partial x} \frac{\partial b}{\partial y} - \frac{\partial b}{\partial x} \frac{\partial a}{\partial y}.$$

$\mathbf{v} = \mathbf{curl} \phi$ with velocity flux ϕ . $\mathbf{B} = \mathbf{curl} \psi$ with magnetic flux ψ .

Ω : vorticity. $C = \nabla^2 \psi$: current density.

$$\frac{\partial \Omega}{\partial t} = [\nabla^2 \psi, \psi] - [\Omega, \phi] + \mu \nabla^2 \Omega \quad (5)$$

$$\frac{\partial \psi}{\partial t} = -[\psi, \phi] + \eta \nabla^2 \psi \quad (6)$$

$$\nabla^2 \phi = \Omega \quad (7)$$

Tilting mode problem - Setup

Introduce polar coordinates $x = r \cos \theta$, $y = r \sin \theta$ and use separable form in polar coordinates,

$$\psi(t = 0) = \psi_{0,rad}(r) \cos \theta \quad \Omega(t = 0) = \epsilon \Omega_{0,pert}(r)$$

with the radial functions (k being the first positive zero of J_1 , $k \approx 3.8317$)

$$\psi_{0,rad}(r) = \begin{cases} \frac{2J_1(kr)}{kJ_0(k)} & \text{for } r \leq 1 \\ \frac{r^2-1}{r} & \text{for } r \geq 1 \end{cases} \quad \Omega_{0,pert}(r) = 4(r^2 - 1) \exp(-r^2)$$

The following boundary conditions were used in this problem:

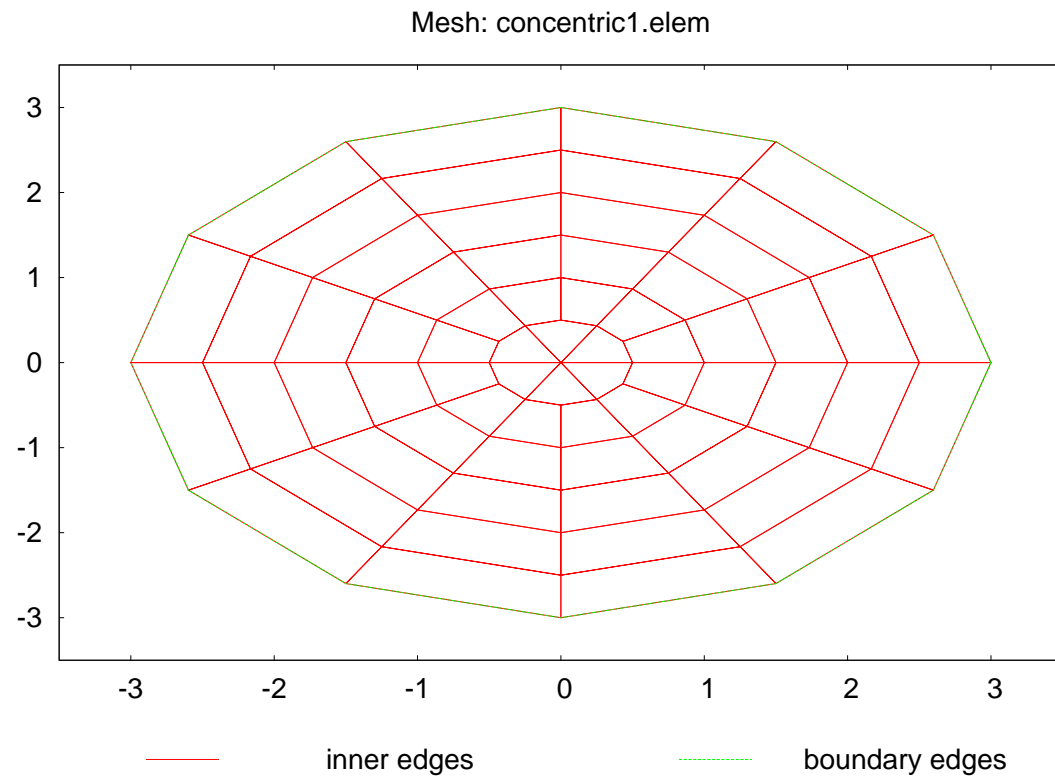
$$\phi = 0 \quad C = 0 \quad \frac{\partial \psi}{\partial t} = 0 \quad \Omega = 0$$

Algorithm

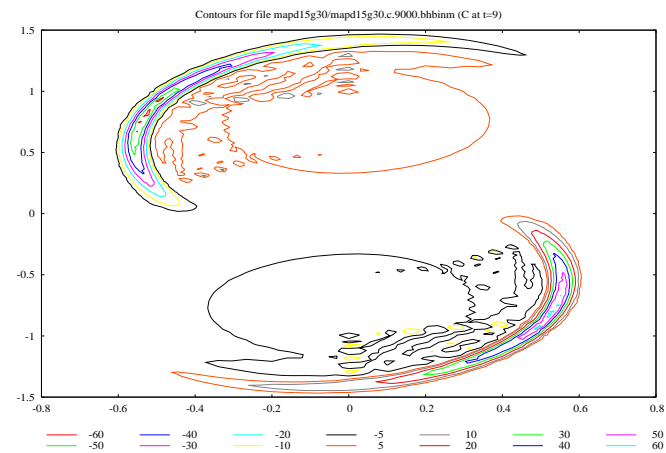
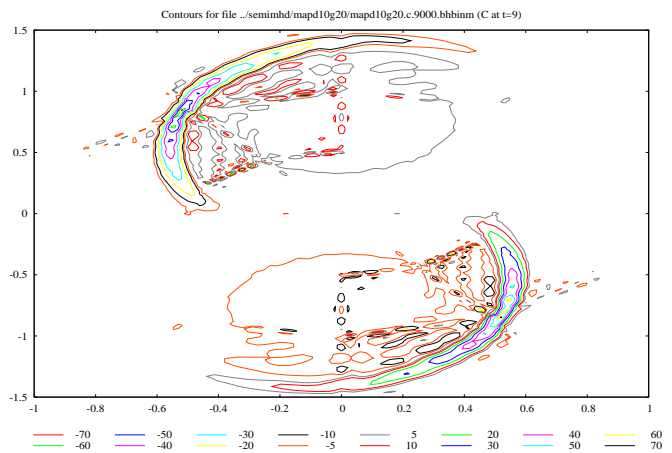
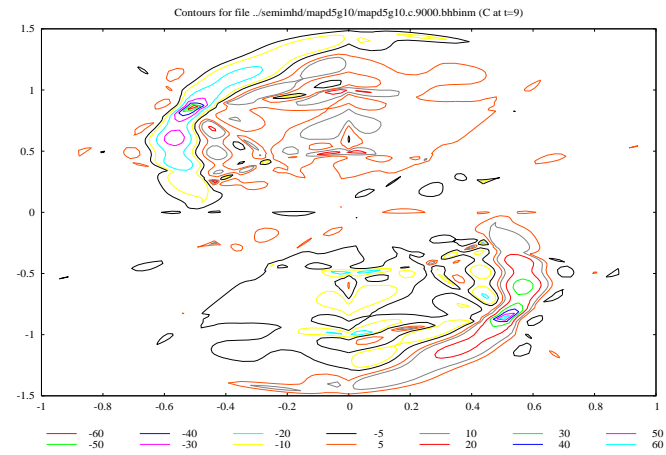
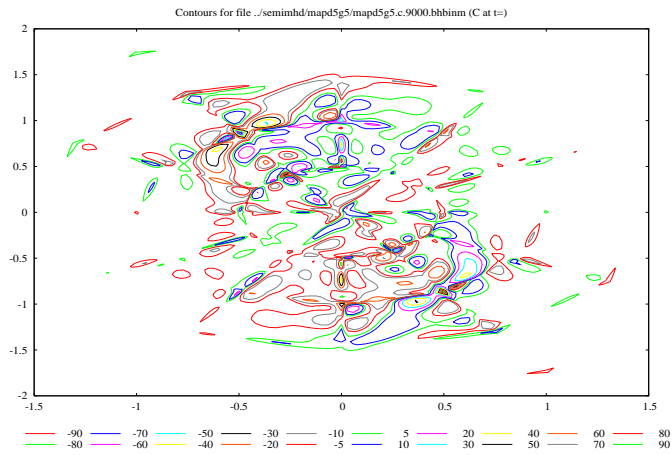
- Semi-implicit, leap-frog type time-stepping.
- Only Helmholtz, Laplace equations to be solved. Mass matrix, stiffness matrix, and Poisson bracket must be implemented.
- Direct solver. Cholesky, taking advantage of symmetry. Static condensation.
- Possible parallelization: statically condense Schur complement system on each processor to Super-Schur complement system on processor boundaries. (Or, assign one element to each processor.)
- For the move to iterative solvers for larger problems: Implement in PETSc or other library that allows parallel iterative methods. Need to implement preconditioners for Helmholtz and Laplace (DD).

Standard example: Concentric Circles

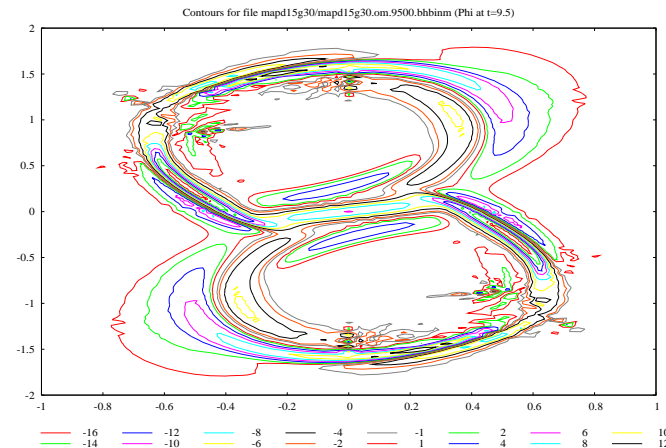
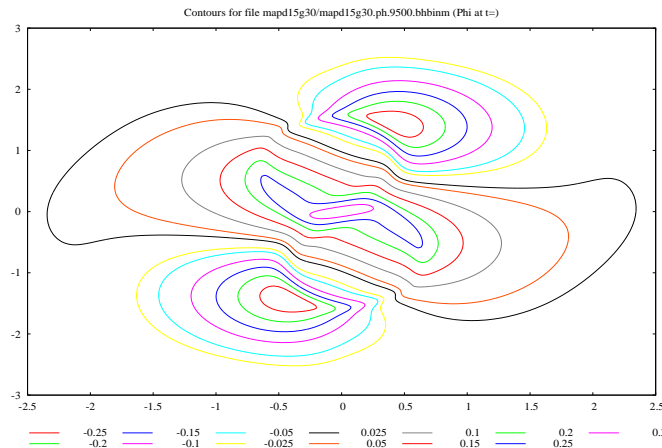
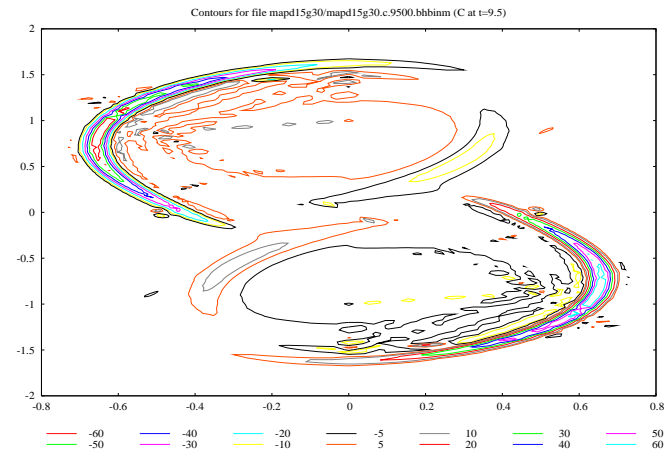
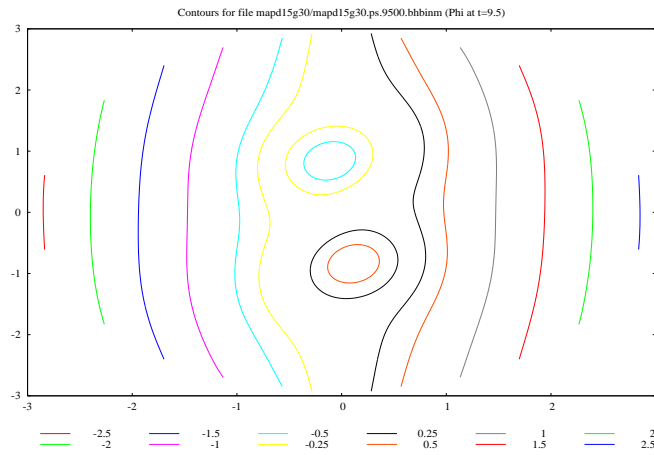
$$\Delta t = 0.001, \epsilon = 0.001, \mu = 0.005, \eta = 0.001.$$



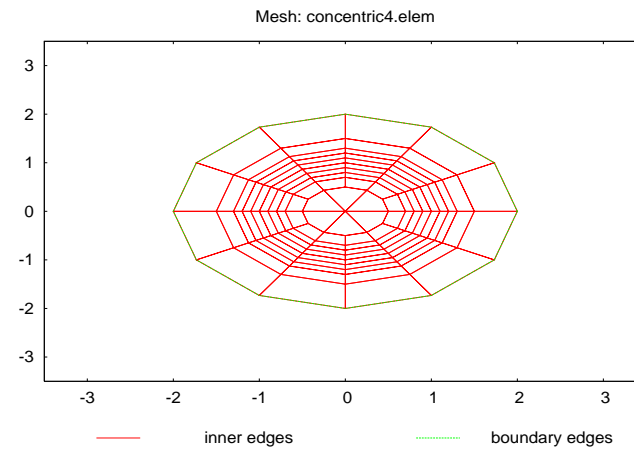
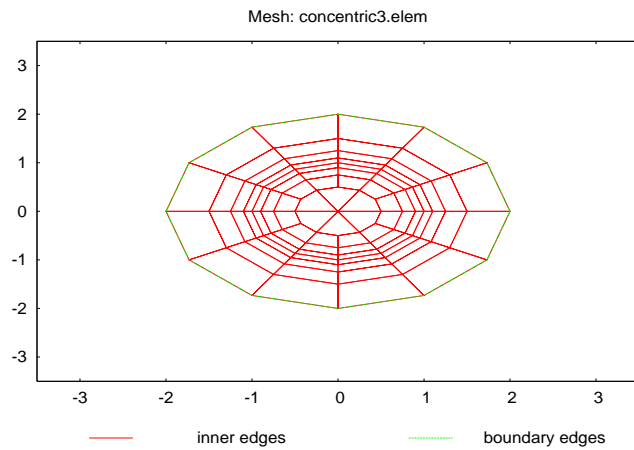
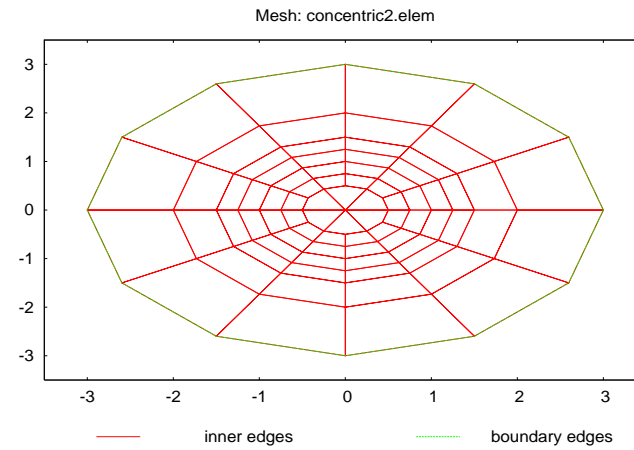
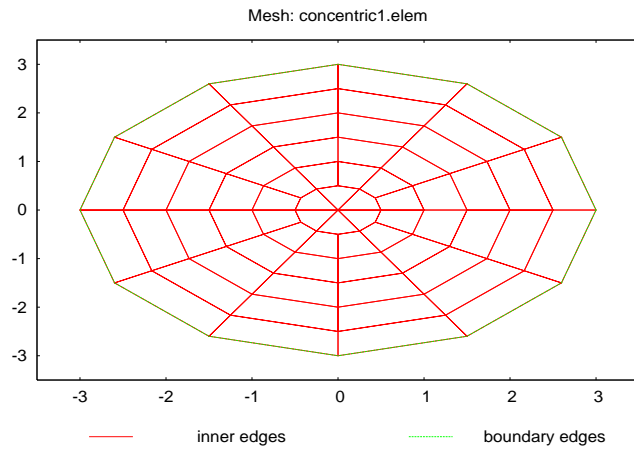
Standard example: increasing degrees, $t = 9.0$



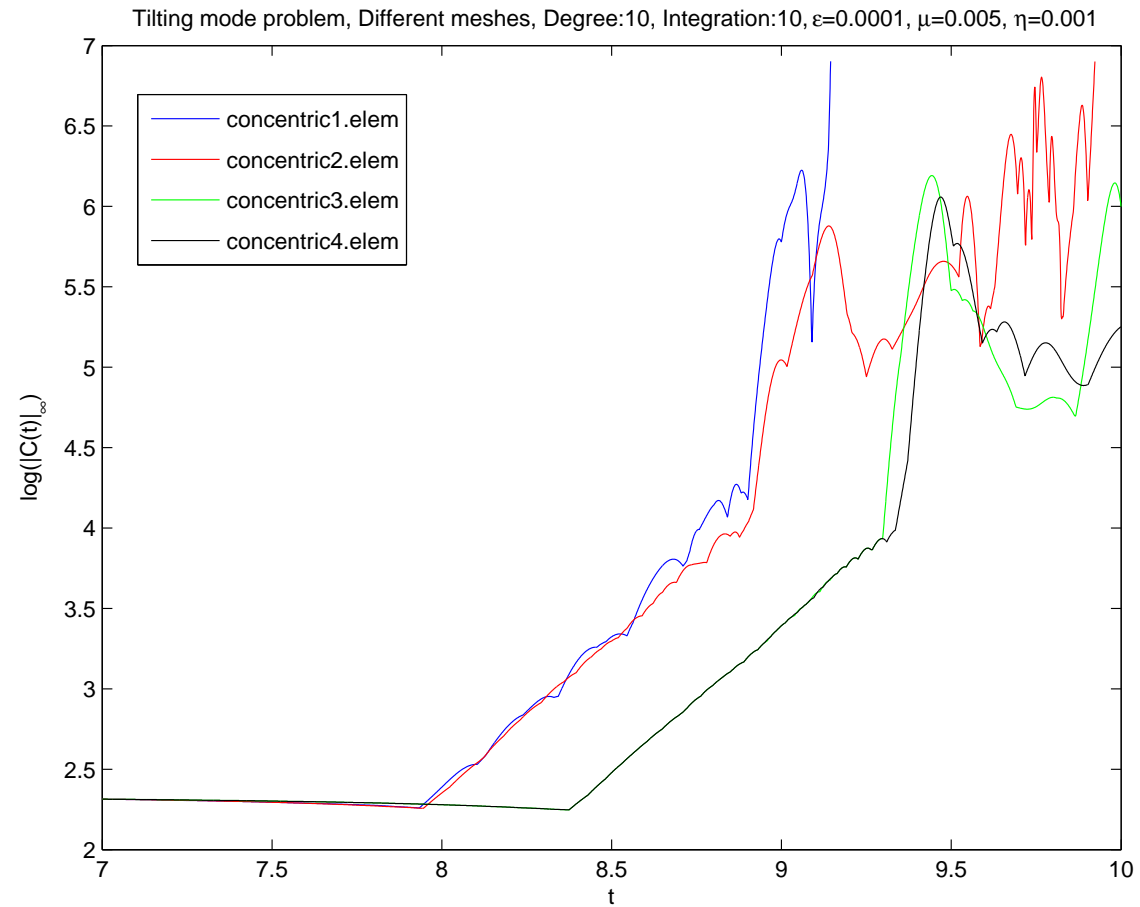
Element degree 15, integration degree 30, $t = 9.5$



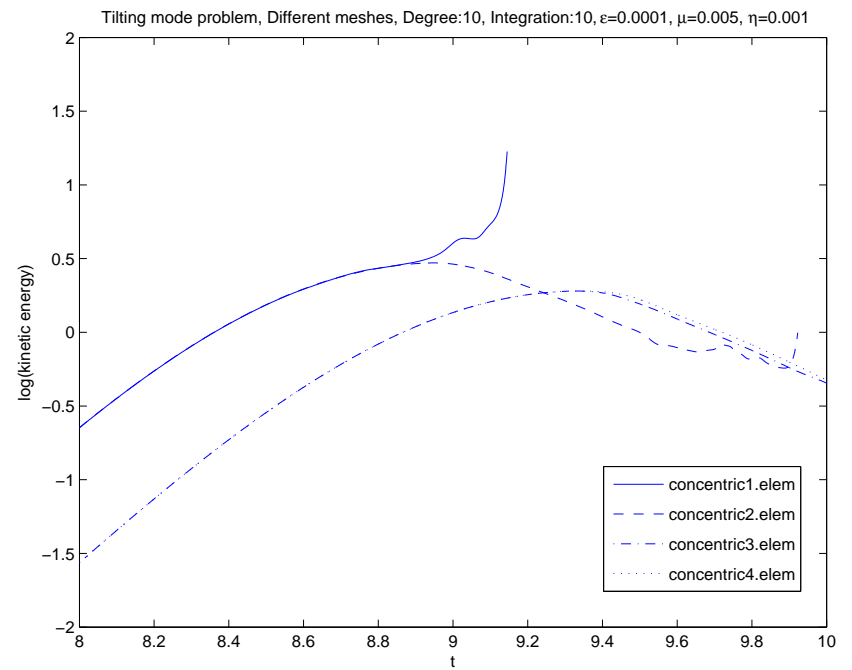
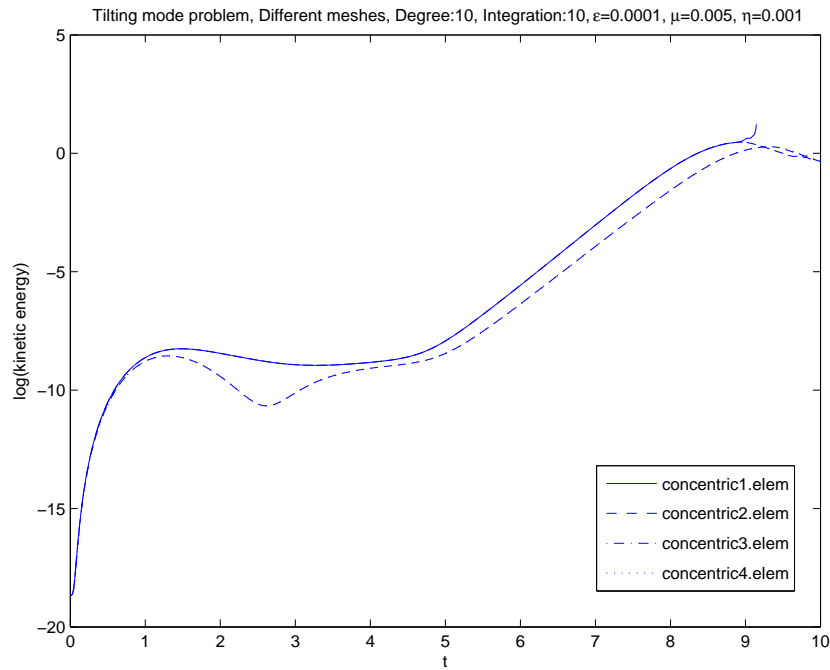
Concentric circle meshes – grid packing



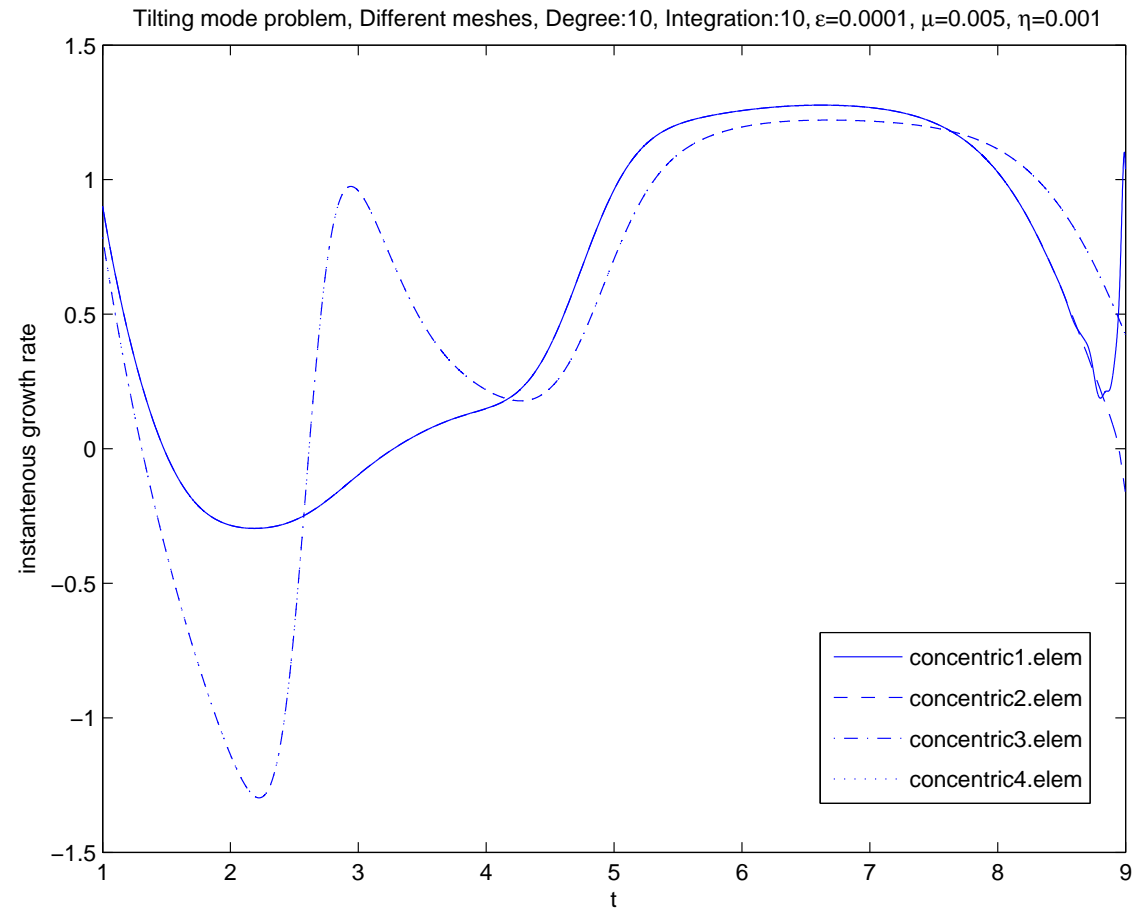
Comparing growth of maximum current.



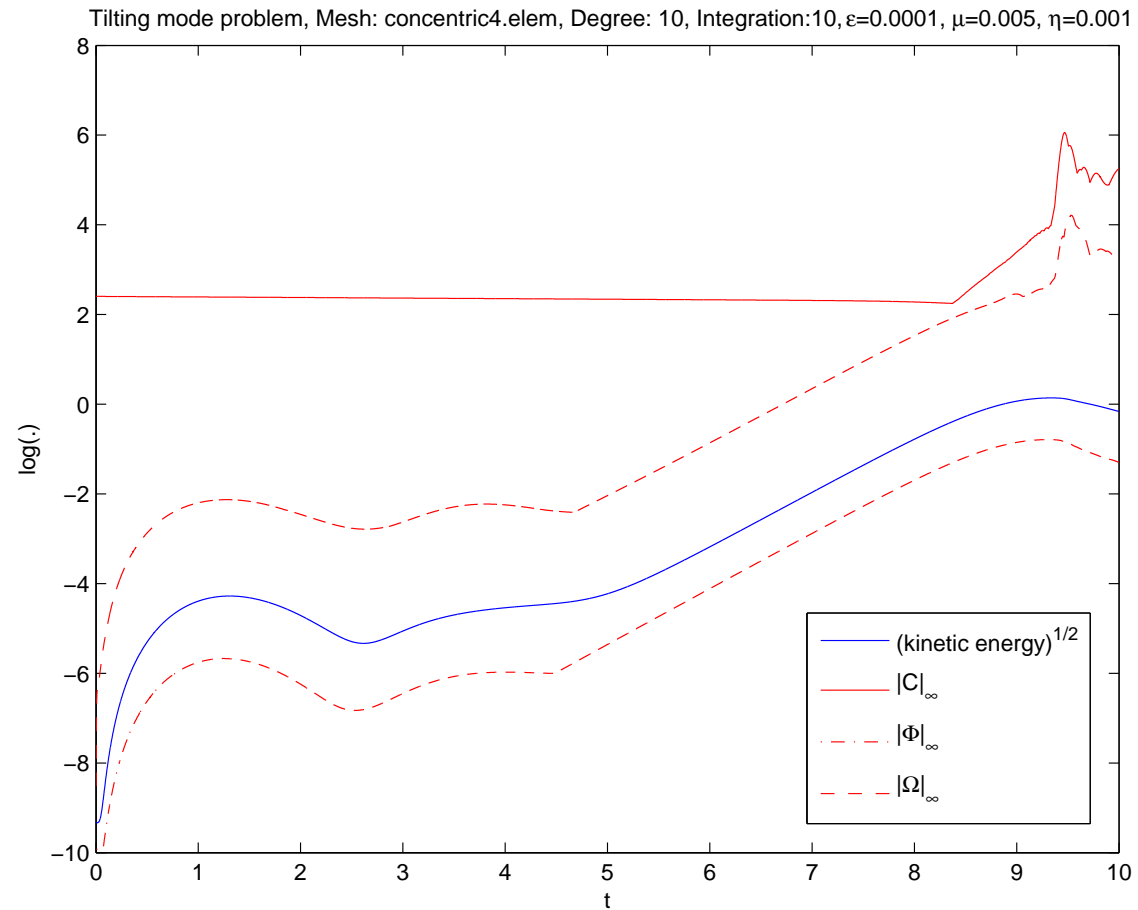
Comparing growth of kinetic energy.



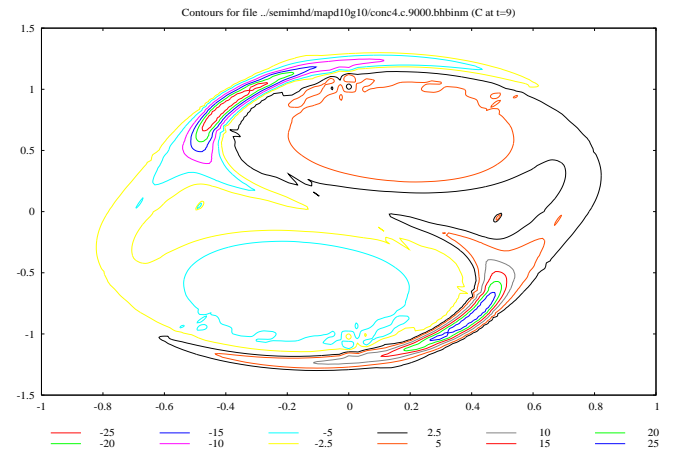
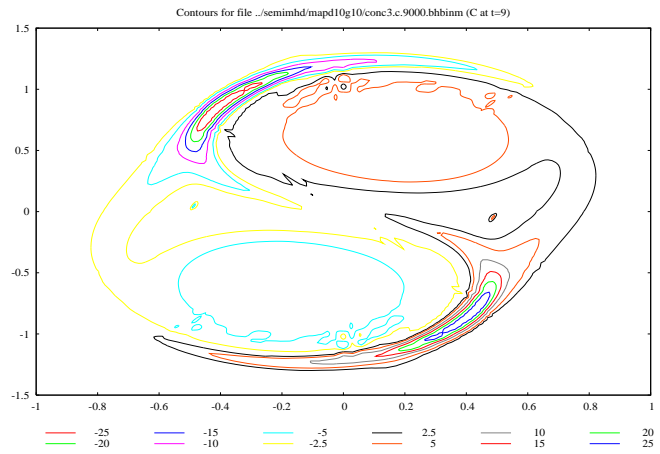
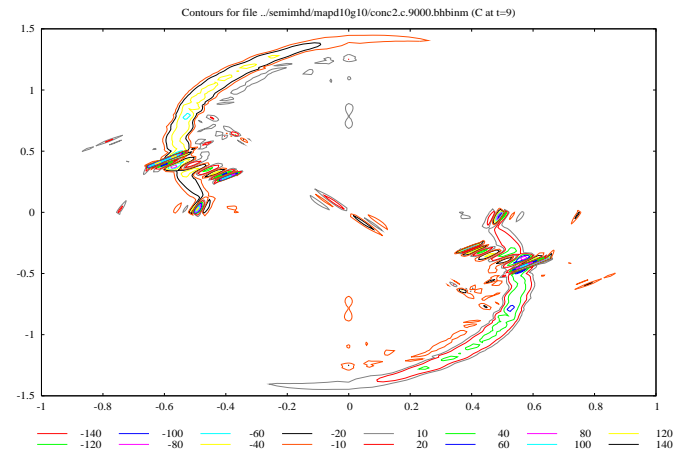
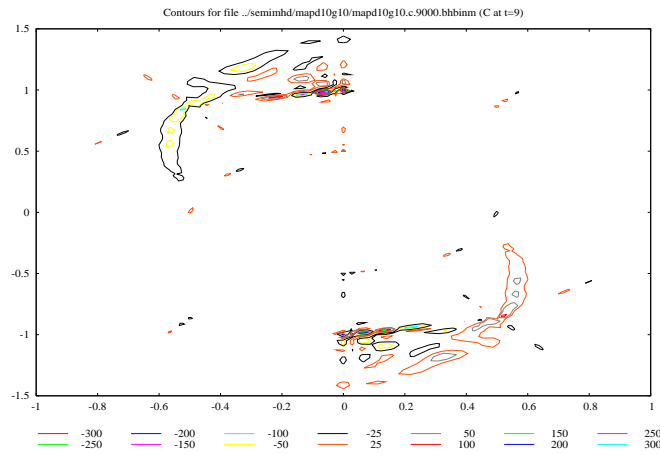
Comparing instantaneous growth rates.



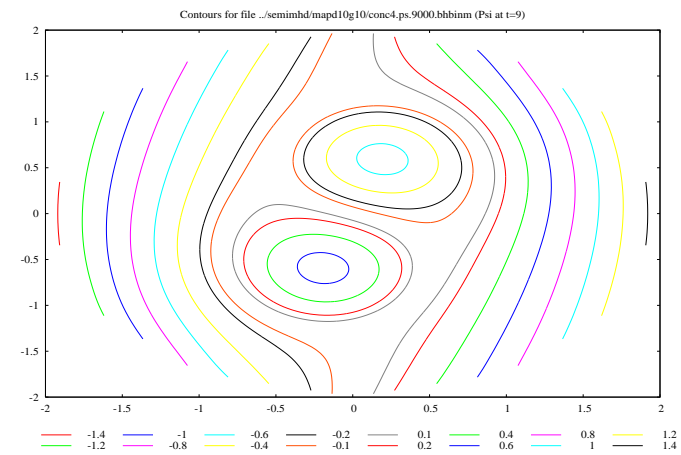
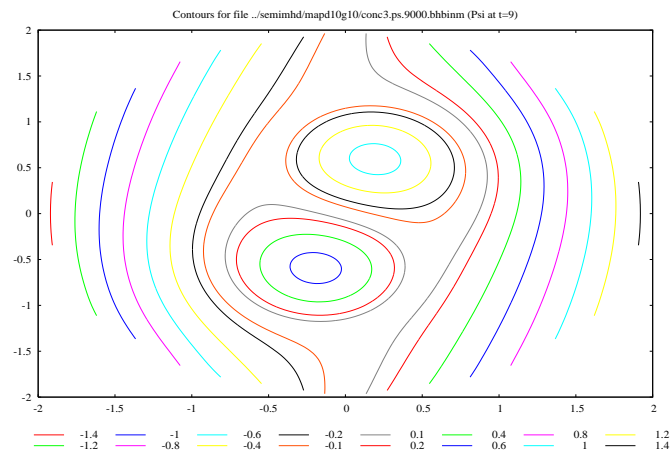
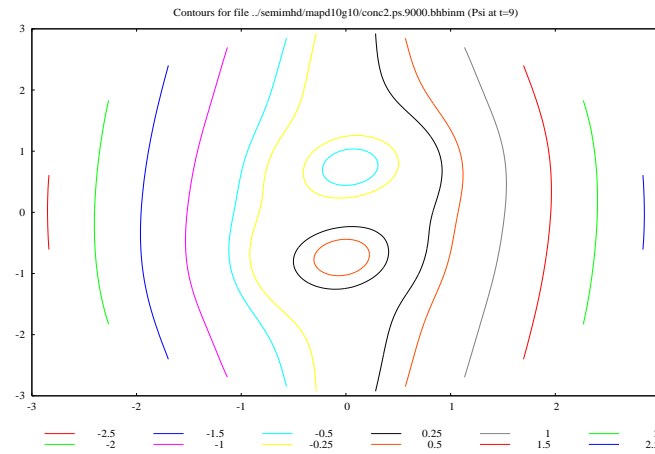
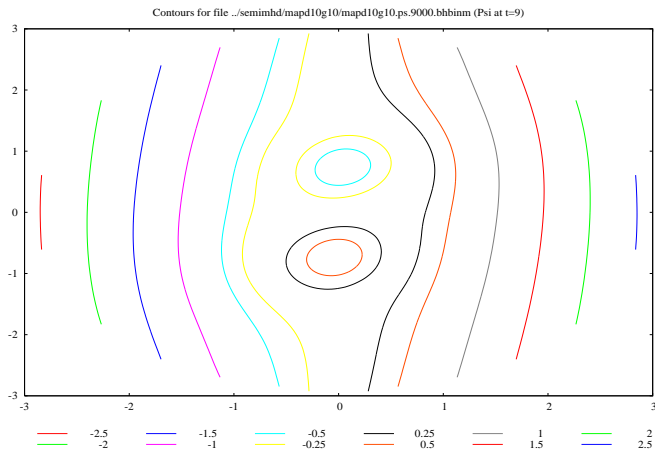
Growth of maximum of variables over time. (Mesh 4).



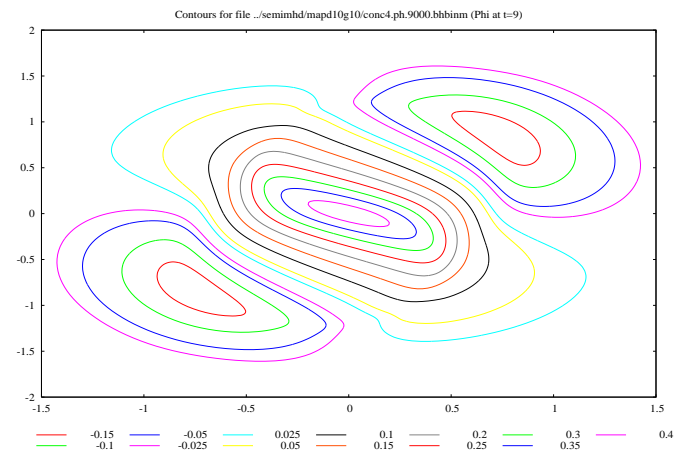
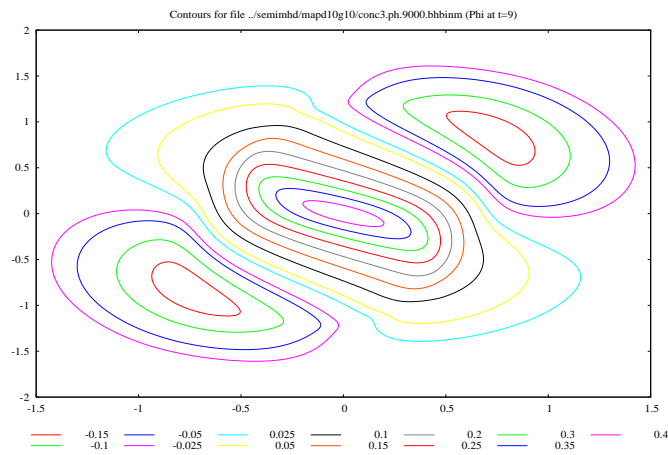
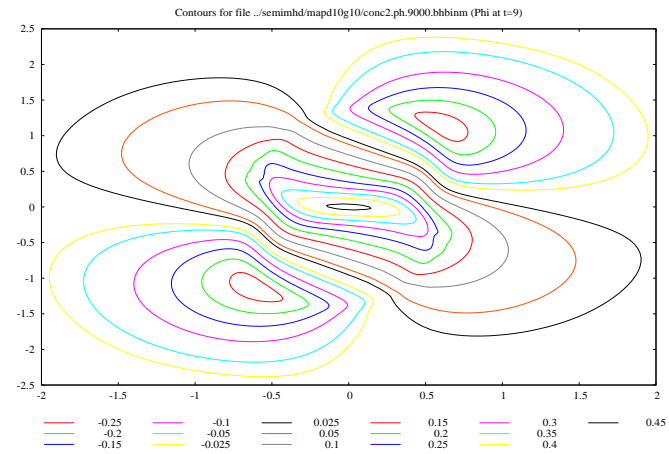
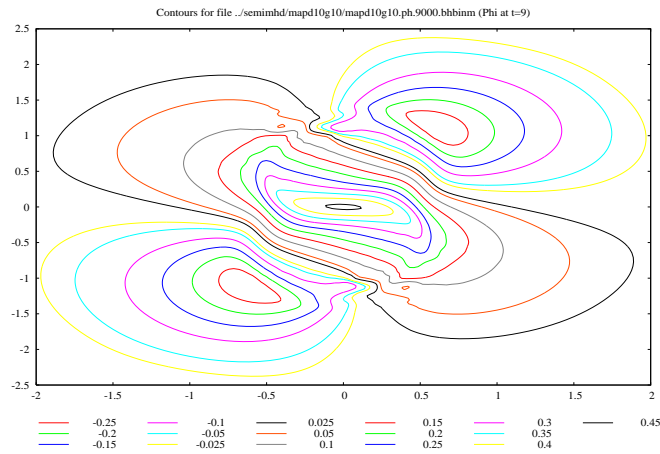
Current at $t = 9.0$ for the different meshes.



Ψ at $t = 9.0$ for the different meshes.



Φ at $t = 9.0$ for the different meshes.



Ω at $t = 9.0$ for the different meshes.

