

Retuning of the GLF23 Transport Model for Reversed Magnetic Shear and Moderate MHD Alpha

by
J. Kinsey

Presented at the
Integrated Modeling Meeting

March 13, 2003



GLF23 Transport Model

- **The GLF23 model is a gyro-Landau-fluid based model**
 - 10 low-k (ITG/TEM) and 10 high-k (ETG) eigenmodes solved from linear dispersion equations to yield quasi-linear turbulent fluxes
 - Linear growth rates fit to GKS gyro-kinetic simulations
 - Fluxes originally normed to gyro-fluid simulations and renormed model (v1.50) was normed to non-linear gyro-kinetic simulations from GYRO
- **Turbulent fluxes follow from linear growth rates and a quasi-linear mixing length rule**

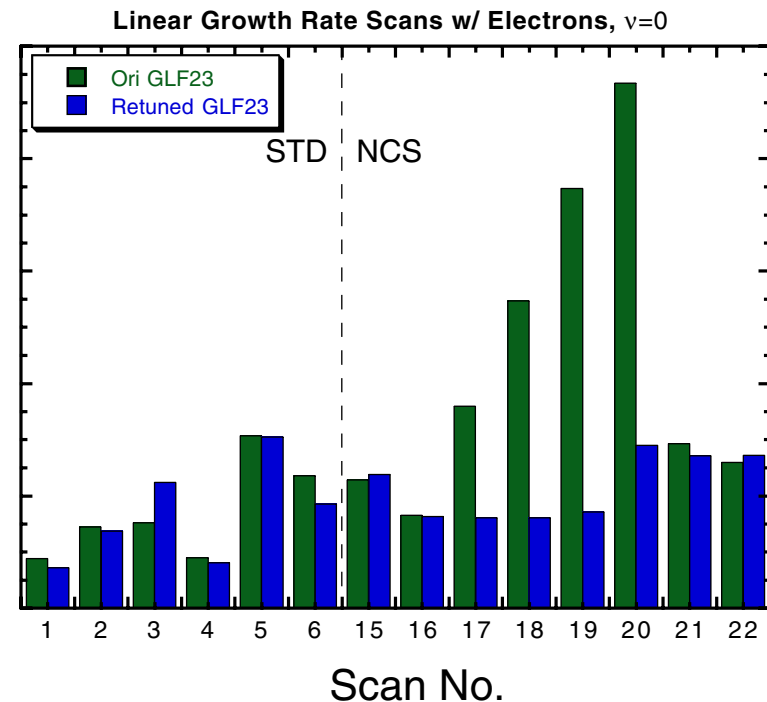
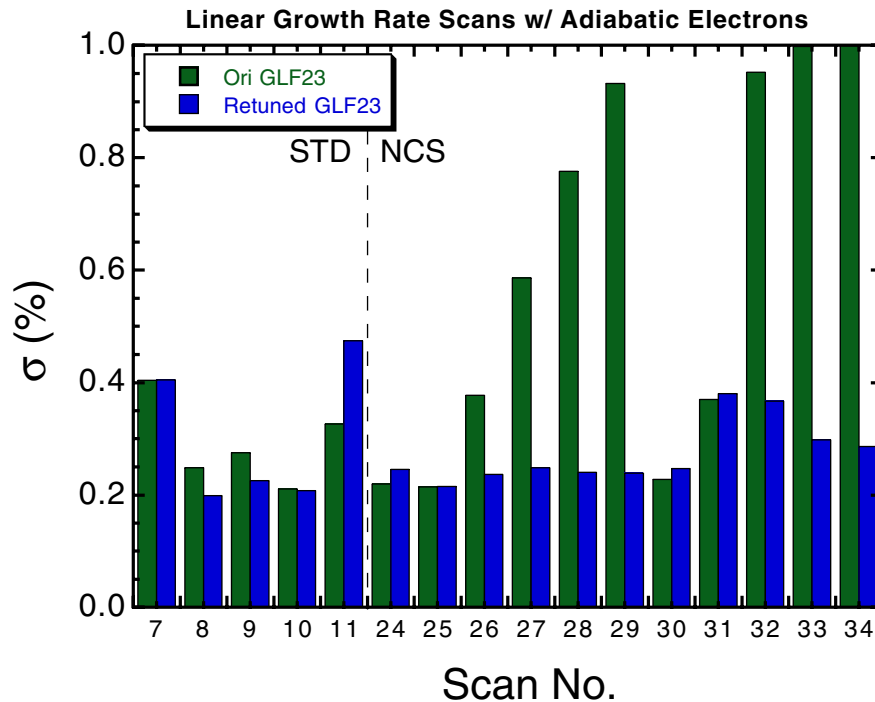
$$\chi \propto \gamma_{\text{net}} / k^2 (\gamma_d \gamma) / (\omega^2 + \gamma^2) \quad \text{with}$$

$$\gamma_E = (r/q)d(q v_E/r)/dr \quad \text{and} \quad \gamma_d \propto \omega_{Di} \quad (\text{n=0 radial mode damping rate})$$

- **Ion and electron thermal, hydrogenic particle, momentum transport**
- **Includes the effects of ExB shear and Shafranov-shift (α) stabilization**
 - ExB shear rate γ_E is computed with all 3 terms in $E_r (v_\phi, v_\theta, \nabla P)$ using predicted temperatures and v_ϕ along with v_θ from neoclassical
 - Transport is computed from net growth rate, $\gamma_{\text{net}} = \gamma - \gamma_E$

GLF23 Has Been Retuned to Fit Linear Growth Rates for Reversed Magnetic Shear Parameters

- Added MHD alpha dependence to extended ballooning mode angle which determines mode width
- Tuned mode width to match linear growth rates from GKS code
- Agreement for STD parameters nearly the same but much better for NCS parameters (model restricted to $\alpha < 4$)



STD: $R/a=3, r/a=0.5, a/L_{Te}, i=3, a/L_n=1, q=2, s=1, \alpha=0, \beta=0, T_i/T_e=1$

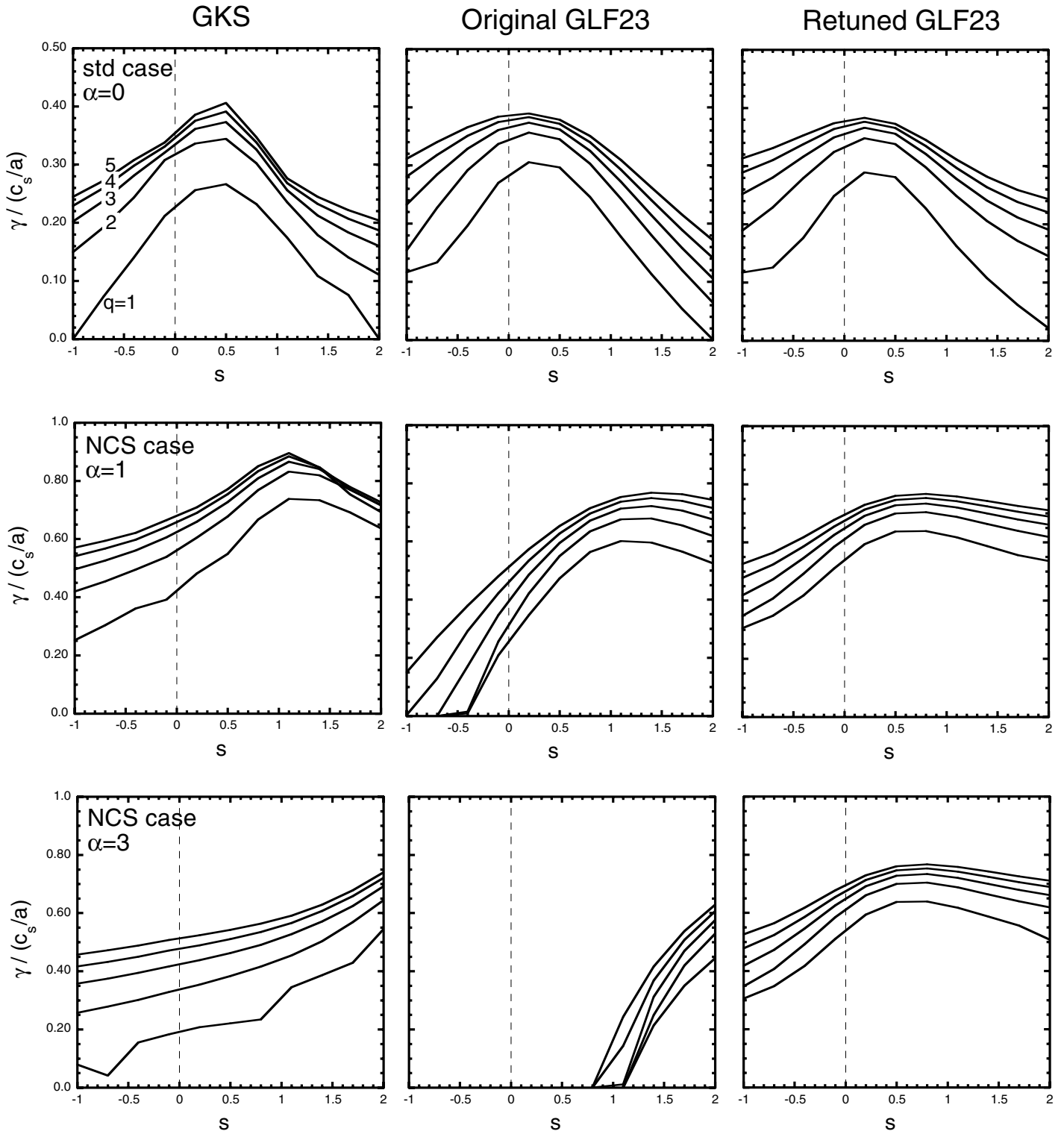
NCS: STD + $a/L_{Ti}=10, a/L_{Te}=4, s=-0.5$

Int Modeling Meeting 3/03

GLF23 vs GKS Linear Growth Rate Comparison

Magnetic shear scans for various q values for simulations with trapped electrons

Retuned GLF23 model retains agreement with gyrokinetic theory for standard parameters while yielding better agreement for reversed magnetic shear parameters



std case: $a/L_{ti}=a/L_{te}=3$, $a/L_n=1$, $q=2$, $shat=1$, $\beta=0$, $\nu=0$

NCS case: $a/L_{ti}=10$, $a/L_{te}=4$, $a/L_n=1$, $q=2$, $shat=-0.5$, $\beta=0$, $\nu=0$

GKS Linear Growth Rate Scans

Adiabatic Electron

Scan	Set	Scan type
7	STD	ky scan @ various q (1-5), $\alpha=0$
8	STD	shear scan @ various q, $\alpha=0$
9	STD	shear scan @ various q, $\alpha=1$
10	STD	ky scan @ various a/Lt (2-5), $\alpha=0$
11	STD	ky scan @ various Ti/Te (0.5-2), $\alpha=0$
24	NCS	ky scan @ various q, $\alpha=0$
25	NCS	shear scan @ various q, $\alpha=0$
26	NCS	shear scan @ various q, $\alpha=1$
27	NCS	shear scan @ various q, $\alpha=2$
28	NCS	shear scan @ various q, $\alpha=3$
29	NCS	shear scan @ various q, $\alpha=4$
30	NCS	ky scan @ various a/Lt (5-10), $\alpha=0$
31	NCS	ky scan @ various Ti/Te, $\alpha=0$
32	NCS	ky scan @ various Ti/Te, $\alpha=1$
33	NCS	ky scan @ various Ti/Te, $\alpha=2$
34	NCS	ky scan @ various Ti/Te, $\alpha=3$

Electron, $\nu=0$

Scan	Set	Scan type
1	STD	ky scan @ various q (1-5), $\alpha=0$
2	STD	shear scan @ various q, $\alpha=0$
3	STD	shear scan @ various q, $\alpha=1$
4	STD	ky scan @ various a/Lt (2-5), $\alpha=0$
5	STD	ky scan @ various Ti/Te (0.5-2), $\alpha=0$
6	NCS	ky scan @ various q, $\alpha=0$
15	NCS	shear scan @ various q, $\alpha=0$
16	NCS	shear scan @ various q, $\alpha=1$
17	NCS	shear scan @ various q, $\alpha=2$
18	NCS	shear scan @ various q, $\alpha=3$
19	NCS	shear scan @ various q, $\alpha=4$
20	NCS	ky scan @ various a/Lt (5-10), $\alpha=0$
21	NCS	ky scan @ various Ti/Te, $\alpha=0$
22	NCS	ky scan @ various Ti/Te, $\alpha=1$
23	NCS	ky scan @ various Ti/Te, $\alpha=2$
24	NCS	ky scan @ various Ti/Te, $\alpha=3$

STD: $R/a=3, r/a=0.5, a/LT=3, a/Ln=1, q=2, s=1, \alpha=0, \beta=0, Ti/Te=1$

NCS: STD + $a/LTi=10, a/Lte=4, s=-0.5$

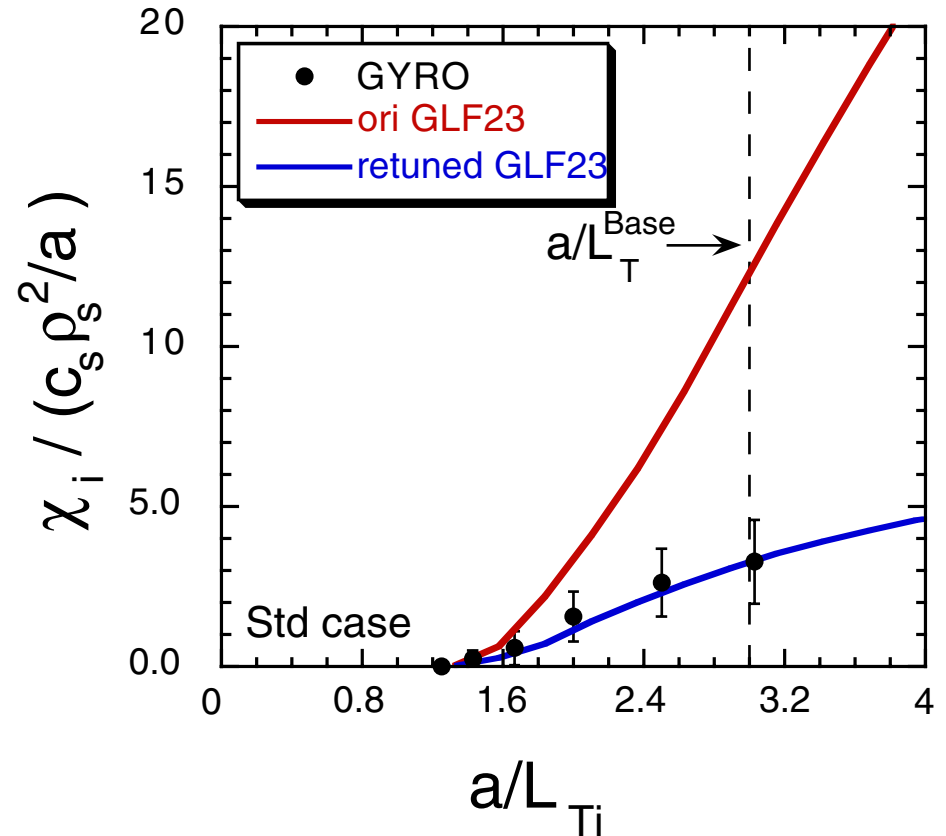
Int Modeling Meeting 3/03



Saturation Level in Retuned GLF23 Model Normalized Using GYRO Nonlinear Gyrokinetic ITG Simulations

- Ion heat diffusivity via ITG mode computed using GYRO gyrokinetic code w/ adiabatic electrons for standard test case *
- Original model, normalized to gyro-fluid simulations, overpredicts diffusivity by more than a factor of 3 at baseline a/L_{Ti}
- Retuned (v1.6) GLF23 model shows excellent agreement over a range of a/L_{Ti} for std parameters

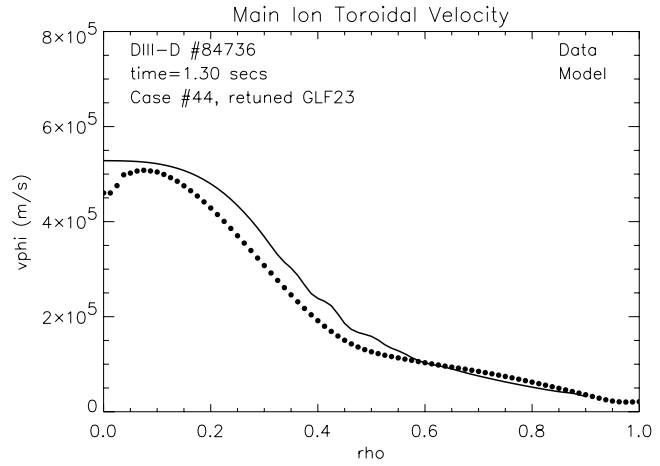
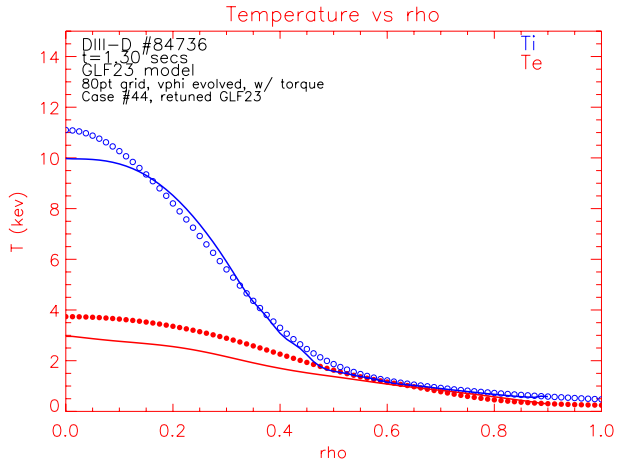
* $R/a=3$, $r/a=0.5$, $a/L_T=3.0$, $a/L_n=1.0$, $q=2$, $s=1$, $T_i/T_e=1$, $\beta=0$, $\alpha=0$, $k_y=0.3$



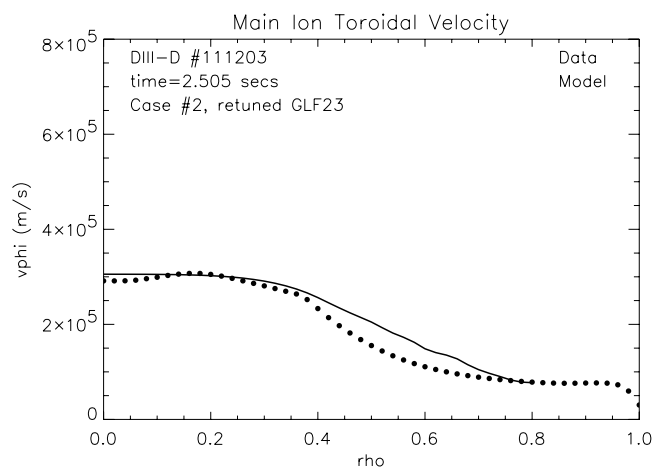
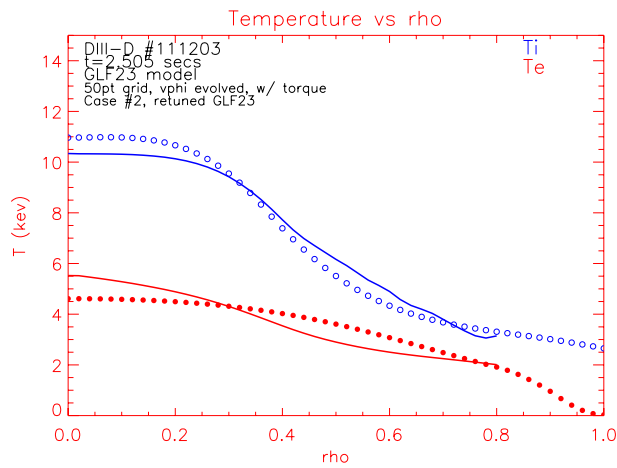
Waltz, et al., Phys. Plasmas 4, 2482 (1997)

Retuned GLF23 Shows Agreement With DIII-D Discharges for L-mode, AT H-mode, ITB Test Cases

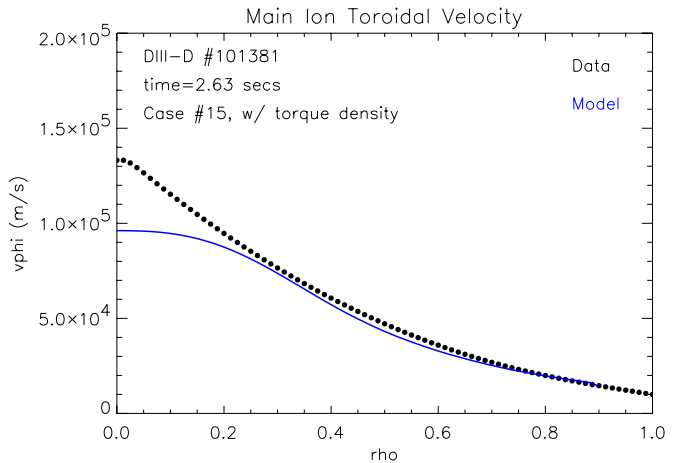
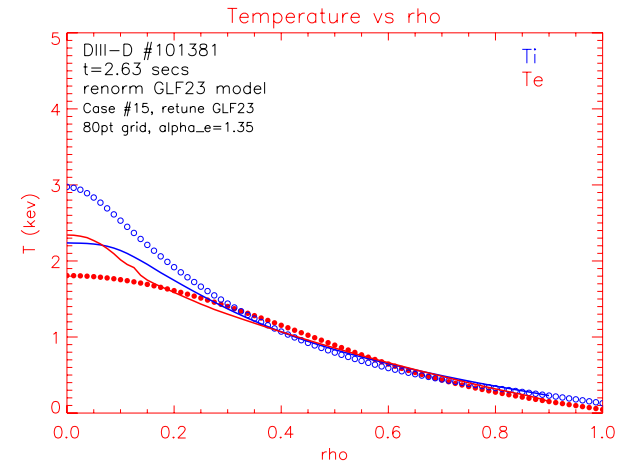
ITB:



H-mode,AT:



L-mode:



Preliminary Transport Simulations Using Retuned Model For Strong NCS Discharges Are Promising

- Model tested on strong NCS L-mode discharges from 2002 Shafranov shift experiment
- ExB shear multiplier = 1.35 (was 0.60 in v1.5 renormed model)

